



National
Philanthropic
Trust

Your partner in giving

2020

DONOR-ADVISED FUND REPORT

WE COLLECTED DONOR-ADVISED FUND DATA FROM **993** ORGANIZATIONS

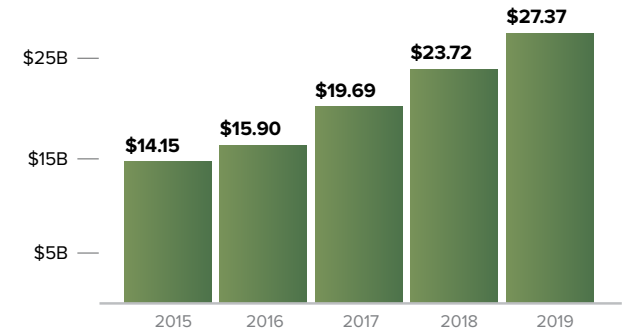
53 NATIONAL CHARITIES
had 731,110 donor-advised fund accounts with charitable assets totaling \$87.23 billion.

607 COMMUNITY FOUNDATIONS
had 83,185 donor-advised fund accounts with charitable assets totaling \$40.22 billion.

333 SINGLE-ISSUE CHARITIES
had 58,933 donor-advised fund accounts with charitable assets totaling \$14.50 billion.

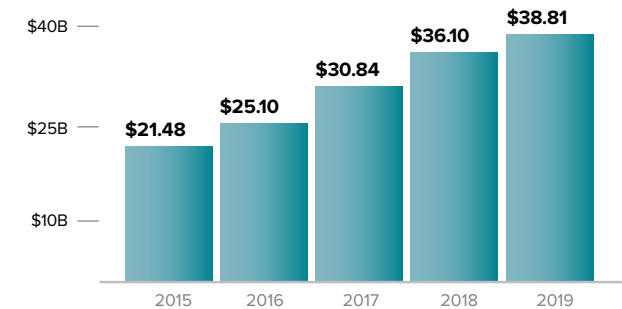
GRANTS

Grants from donor-advised funds to charitable organizations reached a new high at **\$27.37 billion** – an increase of 15.4 percent.



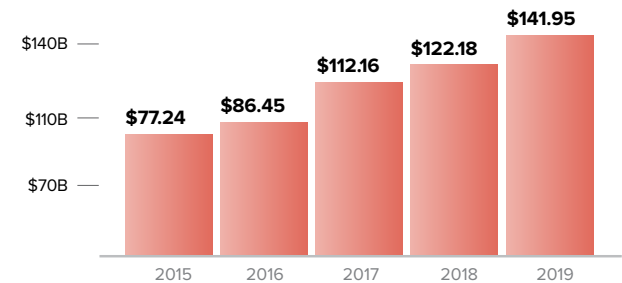
CONTRIBUTIONS

Contributions to donor-advised funds in 2019 totaled **\$38.81 billion** – an increase of 7.5 percent.



CHARITABLE ASSETS

All **\$141.95 billion** in donor-advised funds are available for charitable purposes. – an increase of 16.2 percent.



For a full copy of the Donor-Advised Fund Report, visit nptrust.org or call us at (888) 878-7900.



22.4% PAYOUT

The grant payout rate from donor-advised funds has exceeded 20% for every year on record.

DONOR-ADVISED FUNDS

are the fastest-growing and most popular charitable giving vehicle. They outnumber private foundations by more than 9:1.

DONOR-ADVISED FUND GROWTH COMPARED WITH INDEPENDENT FOUNDATION GROWTH

Table with 4 columns: Category, 2018, 2019, % Change. Rows include Independent Foundations and Donor-Advised Funds with metrics like Charitable Assets, Total Grant Dollars, and Total Number.

\$ billions except as noted. Italic indicates an estimate based on historical data from Candid/The Foundation Center.

National Philanthropic Trust provides this report as a public service to our colleagues who are interested in donor-advised funds. The Donor-Advised Fund Report is cited in media outlets across the US and the world, including:

- Bloomberg
Forbes BARRON'S
The New York Times
THE WALL STREET JOURNAL.
THE CHRONICLE OF PHILANTHROPY
AXIOS